

I Have an Existing Account / To Access a Health Record

Once you have self-registered or have an existing MyCareCorner account, you can then gain access to health records for you or your family members with an invitation from the provider Keokuk County Hospital & Clinics. Use the invitation to select the health record to associate with your account.

1. Once you receive the registration invitation for MyCareCorner, click the link in the email or enter the URL (from the printed invitation) into the address bar of your internet browser.

Hi Maria,

Your role: The Patient

You have been invited by your provider to register on the Patient Portal. To get started, simply register your new account by clicking the following link or copy the URL into your browser's address bar:

[Click here to register.](#)

When prompted to enter your invitation code, please enter the following code:

CNXU-USYV-CSWC-RLBI-TUTS

You will then be prompted to answer a verification question. After you have entered all the required information, click the "Allow" button to complete the process. Once you receive the "Access Approved" notification on the screen, your registration is complete and you will have access to the following on the portal:

- View upcoming appointments
- Have 24/7 access to your portal health record
- View and send communications to your provider
- And much more

Please contact the facility if you need assistance or need a new invitation code.

EVIDENT COMMUNITY HOSPITAL | 5023451234

Email Invitation

Printed Invitation

Centriq Mercy Complex (A51P)

Patient Name: S. John

Date: 03/15/2022

Patient Portal Registration Process

During your recent visit, you were invited to register with the Patient Portal. To get started, simply register your new account by entering the following URL into your browser's address bar:

<https://login.mycarecorner.net/transferwelcome.aspx?packageid=WTMT-ASHB-FWFD-JECB-ICOO>

When prompted to enter your invitation code, please enter the following code:

WTMT-ASHB-FWFD-JECB-ICOO

You will then be prompted to answer a verification question.

After you have entered all the required information, click the "Allow" button to complete the process. Once you receive the "Access Approved" notification on the screen, your registration is complete and you will have access to view your portal health record.

Note - Invitation code will expire in 30 days.

2. The MyCareCorner page is launched. Click **Continue**.



3. To confirm your identity, enter your date of birth and click Submit.

MYCARECORNER

1. Enter the invitation code 2. Confirm Patient's Identity 3. Link to Health Record

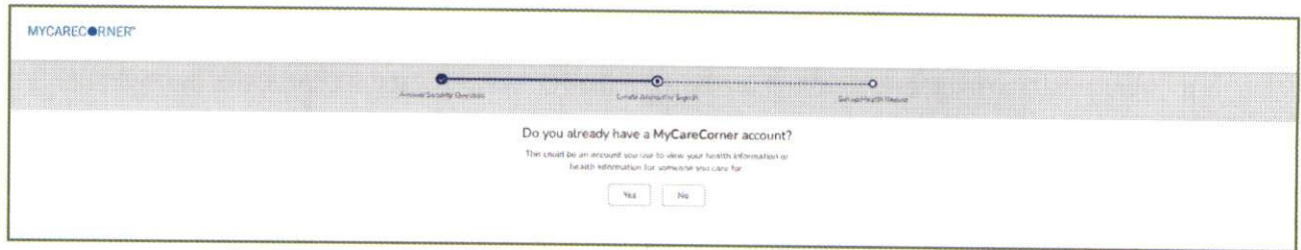
Please answer the security question to confirm your identity.

What is your date of birth (MM/DD/YYYY)

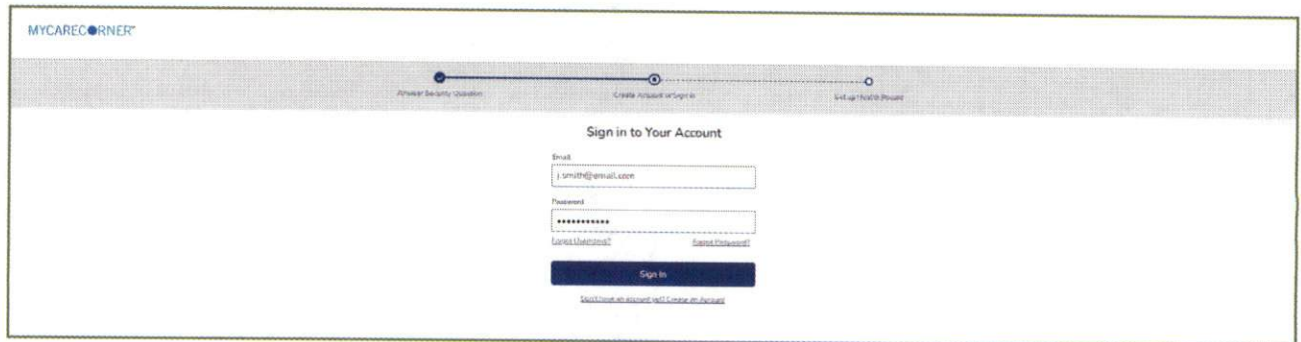
* Required

The answer is your identity

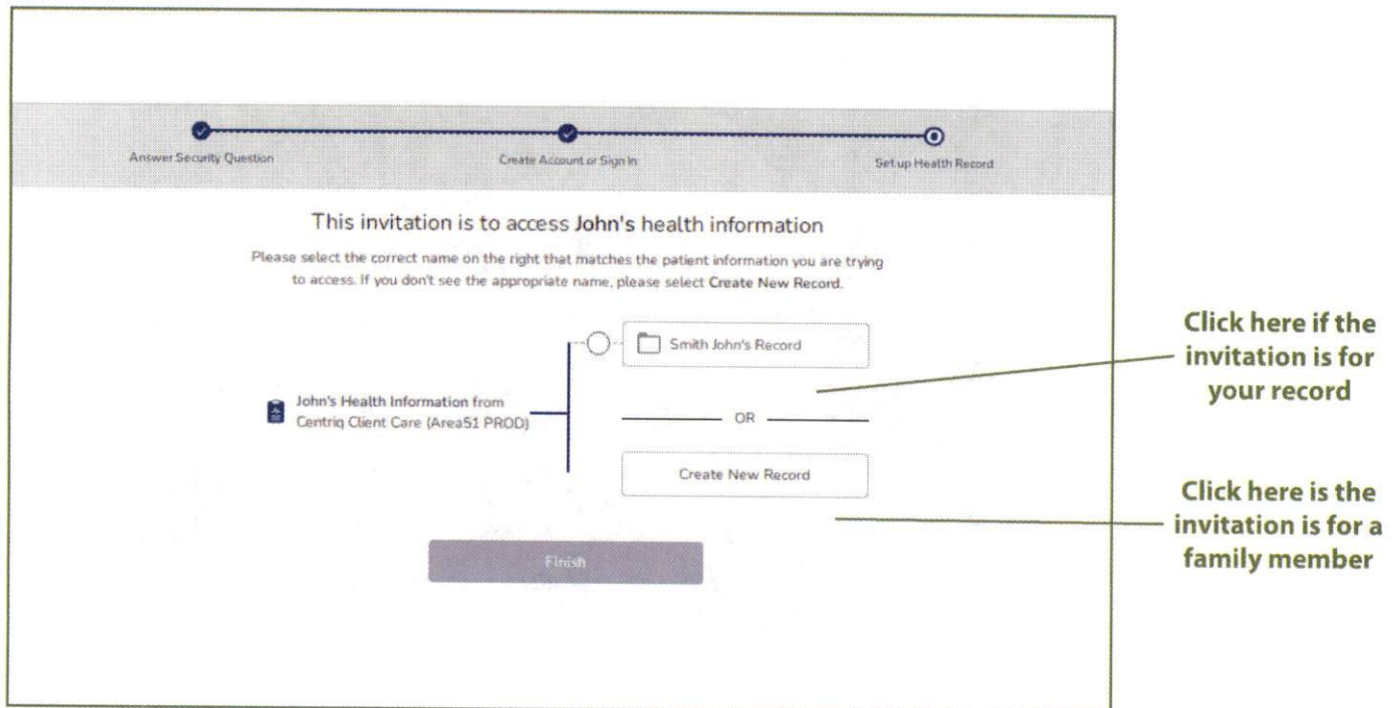
4. A question is displayed: Do you already have a **MyCareCorner** account? Select **Yes**.



5. The Sign in to Your Account screen is displayed. Enter your **Email and Password** and click **Sign In**. NOTE: You created this email and password combination in Step 5 of the Self Registration section.



6. An "invitation to access" page is displayed with the name of the person's health record that you are accessing.

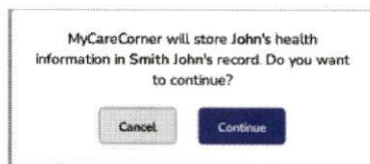


7. If the invitation is for you and your health record is listed, select it and click Finish. [If you are managing another person's health record (spouse, child, etc.), you will need to create a new record. See also: Adding Additional Patients to Your MyCareCorner Account.]

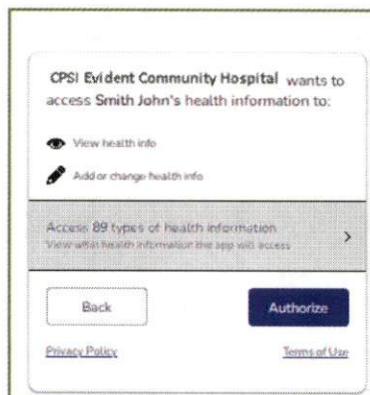


It is important to note that multiple patients can be set up under one account (or email address/password combination) so that spouses and/or children can be accessed from a single account holder.

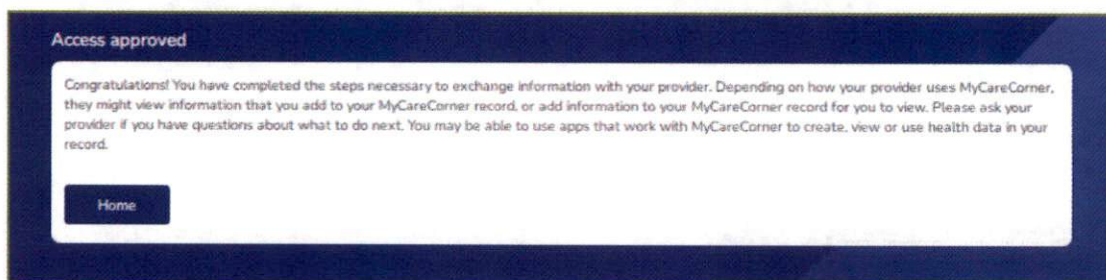
8. A confirmation message is displayed. Click **Continue**.



9. A "wants to access" message is displayed. Click **Authorize**.



10. The Access approved screen is displayed. Your account and health record are now created.



11. Click Home to go to the MyCareCorner patient portal home page.

